

AFRICAN PUBLIC PROCUREMENT NETWORK

COLLECTION AND USE OF PUBLIC
PROCUREMENT DATA, INCLUDING
OCDS

PRESENTED BY:

**MOLEFI-ISAAC
FANI**

*Acting Chief
Procurement Officer*

02/05/2022



national treasury

Department:
National Treasury
REPUBLIC OF SOUTH AFRICA



**STAY
SAFE**

VACCINATE TO SAVE SOUTH AFRICA

BACKGROUND

- The Office of the Chief Procurement Officer (OCPO) strives to achieve government wide procurement transparency, improve procurement data publication, standardize procurement data for increased systems interoperability and to monitor procurement outcomes and deviations with the following objectives:
 - Increased procurement transparency and accountability in South Africa.
 - Improved efficiency in the internal procurement processes and systems of the National Treasury.
 - Improved standardization of data and interoperability of systems.
 - Enhanced capacity within the government to build and maintain a smart and resilient procurement system.
 - Improved procurement data use and uptake by procuring entities, relevant state agencies for monitoring, decision making and better service delivery.
- This is achieved through the integration of systems across government departments and institutions to allow for the extraction and enrichment of consistent, reliable and high-quality data according to the Open Contracting Data Standards.
- Enriched procurement information is consolidated, analysed, displayed and made available to end users in the form of Dashboards.

DATA SOURCES

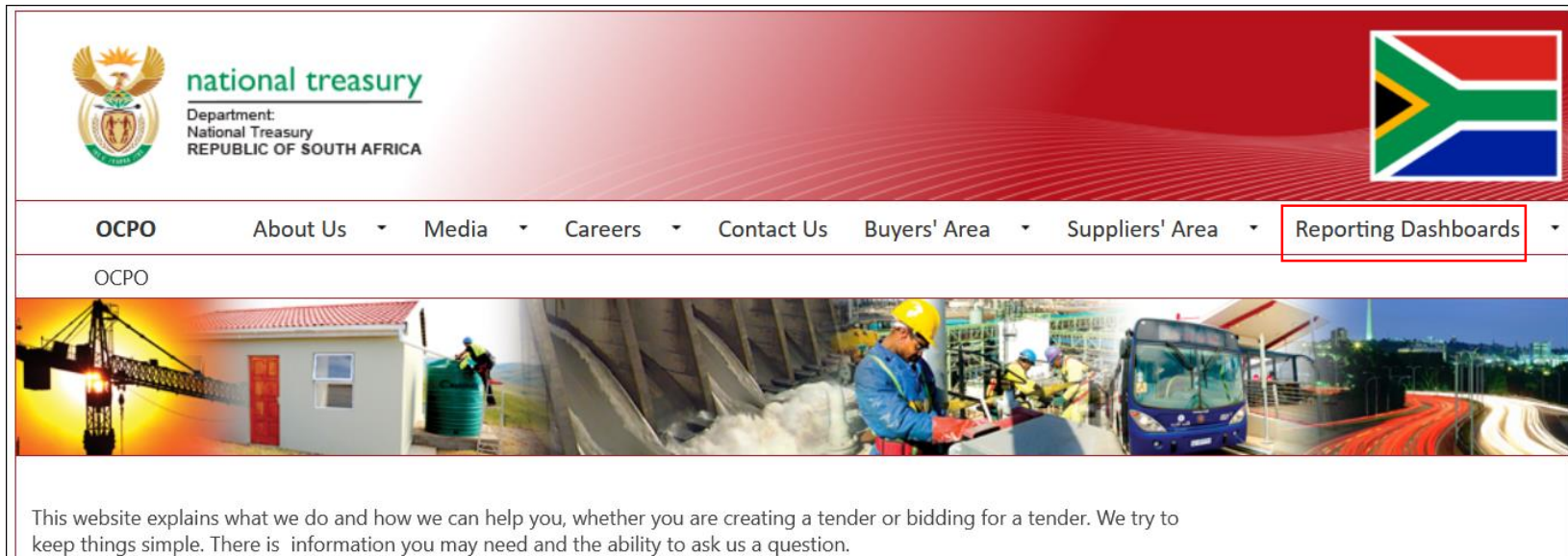
- National- and Provincial departmental procurement spend data is obtained from the centralised Basic Accounting/Payment System (BAS).
- Supplier information is obtained from the Central Supplier Database (CSD). This includes various ownership demographical attributes such as gender, age, racial profile, company size etc., information that is necessary to measure the effectiveness of procurement policies aimed at the redress of our country's history and the growing of our economy through small- and medium enterprises.
- Tender information is obtained from the e-Tender solution.
- Information pertaining to the deviation from standard procurement procedures and regulations is obtained from the Government Monitoring and Compliance (GMC) application.
- Personnel information of National- and Provincial Departments is obtained from the Personnel and Salary System as well as all other personnel systems on Municipal level. This information is used to determine possible Conflicts of Interest in terms of government officials conducting business with government.

Interoperability between these data sources in terms of data flow is made possible by applying data standardization principals that are in line with the Open Contracting Data Standards (OCDS).

DATA SOURCES

- Manual procurement reports received from Organs of state for Covid-19 and current Flood Disaster Relief are published on our reporting dashboard.
- Reporting dashboards are accessible from our website:

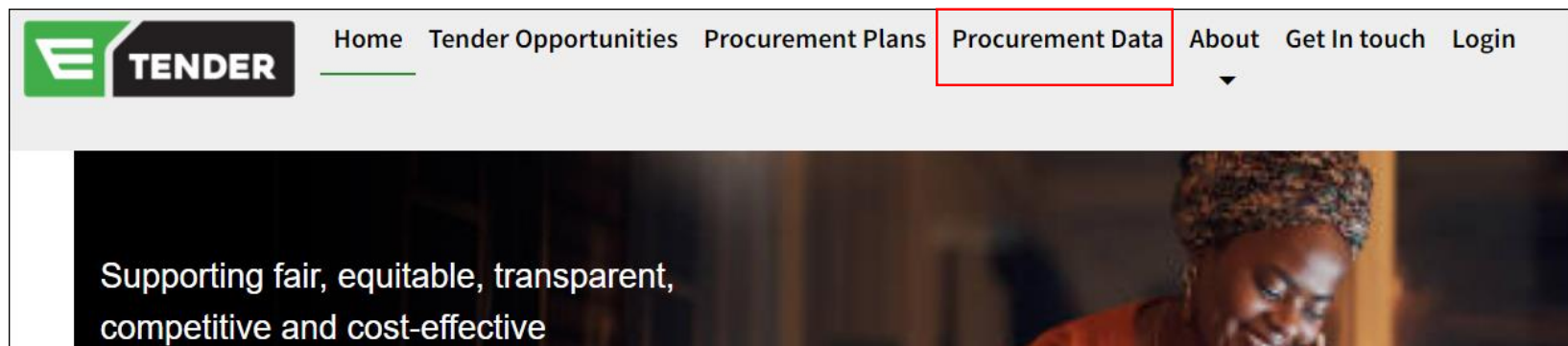
<http://ocpo.treasury.gov.za/Pages/default.aspx>



The screenshot shows the top section of the OCPO website. On the left is the National Treasury logo, which includes the South African coat of arms and the text "national treasury", "Department: National Treasury", and "REPUBLIC OF SOUTH AFRICA". To the right of the logo is the South African flag. Below the logo and flag is a navigation menu with the following items: "OCPO", "About Us", "Media", "Careers", "Contact Us", "Buyers' Area", "Suppliers' Area", and "Reporting Dashboards". The "Reporting Dashboards" item is highlighted with a red box. Below the navigation menu is a banner image showing various infrastructure projects, including a crane, a building, a water tank, a construction site, and a bus. Below the banner is a paragraph of text: "This website explains what we do and how we can help you, whether you are creating a tender or bidding for a tender. We try to keep things simple. There is information you may need and the ability to ask us a question."

OPEN CONTRACTING DATA STANDARD

- We Have started with first phase of Open Contracting Data Standard
- All data we carry on eTender portal has been mapped to OCDS
 - Procurement Plans
 - Tender Adverts
 - Tender Awards
 - Tender Cancellations
 - Contract data
 - Supplier data
- We will soon launch a OCDS data page on our eTender Portal to allow members of the public to access and download data in OCDS format



SUMMARY OVERVIEW



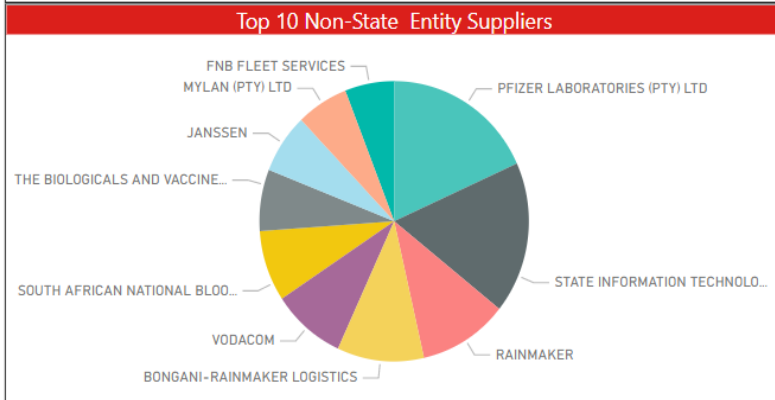
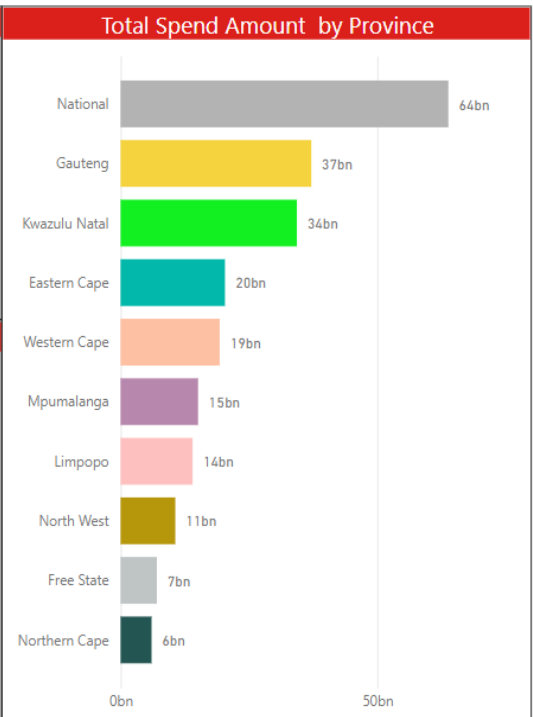
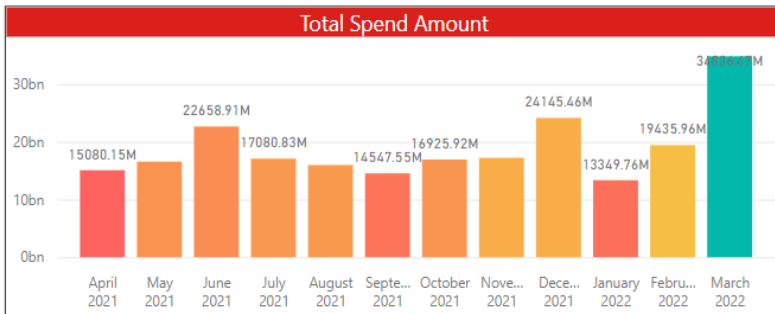
SPEND SUMMARY REPORT

Fiscal Year 2022	Province All	Post Month Year All	Period Quarter All	Department All
---------------------	-----------------	------------------------	-----------------------	-------------------

Total Spend
227.83bn

Number of Suppliers Users
122.20K

Total Number of CSD Suppliers
66.89K



SUPPLIER DISTRIBUTION (RURAL/URBAN)



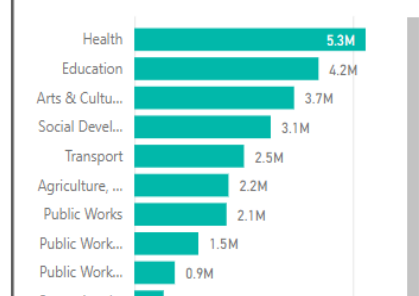
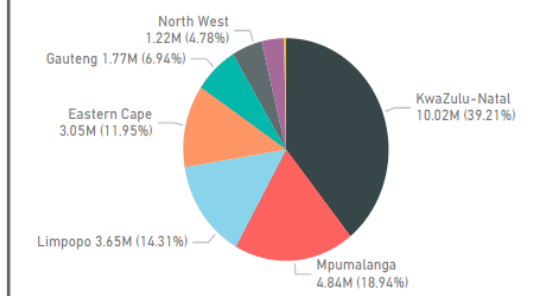
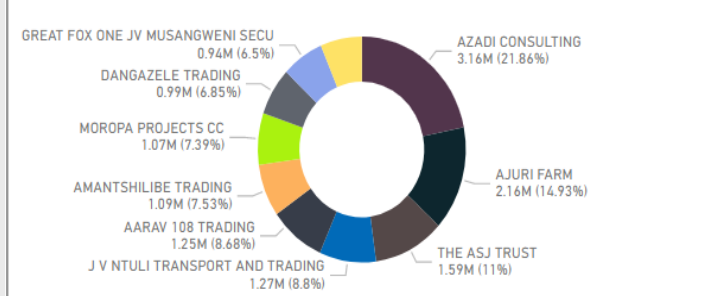
national treasury
 Department:
 National Treasury
 REPUBLIC OF SOUTH AFRICA

PPPFA RURAL TOWNSHIP

TOTAL SPEND	TOTAL SPEND ON RURAL-TOWNSHIP	NUMBER OF SUPPLIERS
227.83bn	30.81M	124

Province All	Fiscal Year 2022	Post Month Year All	Period Quarter All	Department All
-----------------	---------------------	------------------------	-----------------------	-------------------

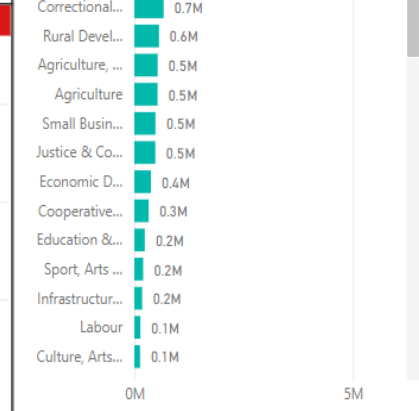
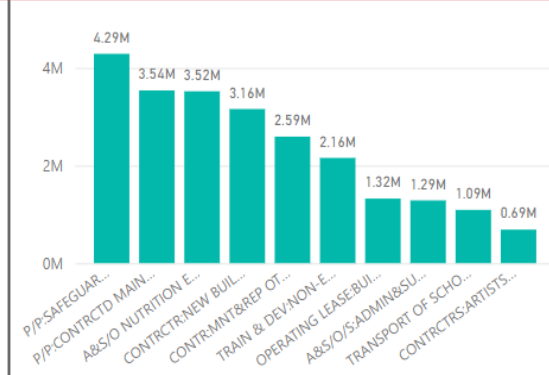
Top Ten Rural-Township Owned Suppliers | Rural-Township Owned Suppliers Location Distribution | Total Spend by Provinces on Rural-Towns...



Location of Top Ten Rural-Township Owned Suppliers

Supplier Name	Location	Total Spend
AZADI CONSULTING		3 156 550.26
AJURI FARM	Mpumalanga	2 155 536.71
THE ASJ TRUST	Eastern Cape	1 588 630.54
J V NTULI TRANSPORT AND TRADING	Mpumalanga	1 270 487.24
AARAV 108 TRADING	KwaZulu-Natal	1 253 506.04
AMANTSHILIBE TRADING	Gauteng	1 087 546.14
MOROPA PROJECTS CC		1 066 220.65
GREAT FOX ONE JV MUSANGWENI SECU	Limpopo	939 096.00
RIVONIA CONSTRUCTION CC T/A AMANDA...	KwaZulu-Natal	930 114.92
DANGAZELE TRADING	KwaZulu-Natal	897 026.60
DANGAZELE TRADING		92 060.04
Total		14 436 775.14

Top Ten Commodities- Spend on Rural-Township Suppli...



DEMOGRAPHIC DISTRIBUTION



national treasury

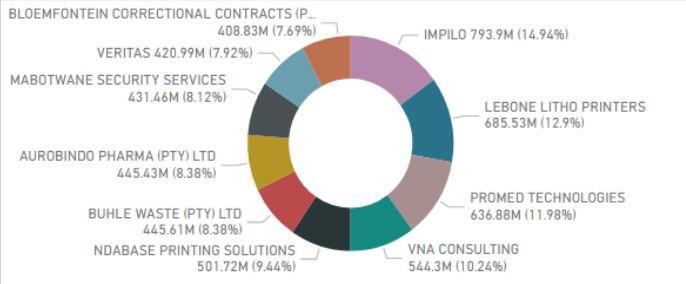
Department:
National Treasury
REPUBLIC OF SOUTH AFRICA

PPPFA BLACK OWNERSHIP

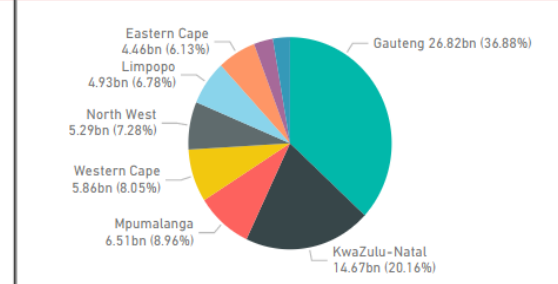
TOTAL SPEND	TOTAL SPEND ON BLACK OWNED	NUMBER OF SUPPLIERS
227.83bn	75.62bn	55.07K

Province: All | Fiscal Year: 2022 | Post Month Year: All | Period Quarter: All | Department: All

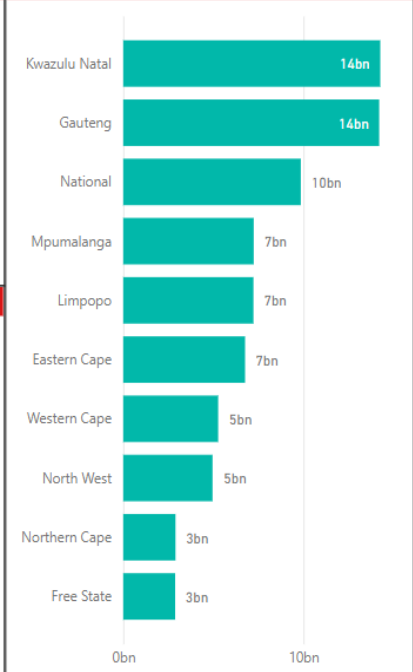
Top Ten Black Owned Suppliers



Black Owned Suppliers Location Distribution



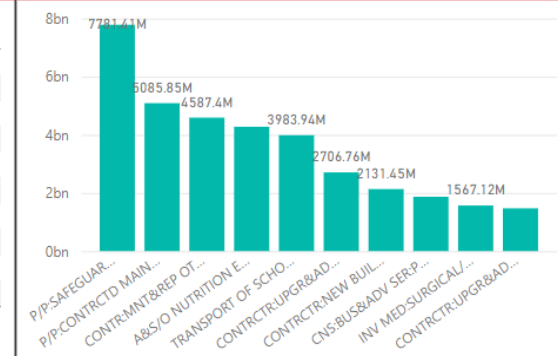
Total Spend by Provinces on Black Owned



Location of Top Ten Black Owned Suppliers

Supplier Name	Location	Total Spend
IMPILO	KwaZulu-Natal	793 897 314.69
LEBONE LITHO PRINTERS	Gauteng	685 530 112.34
PROMED TECHNOLOGIES	KwaZulu-Natal	636 880 091.03
VNA CONSULTING	KwaZulu-Natal	544 303 721.56
NDABASE PRINTING SOLUTIONS	Gauteng	501 715 476.31
BUHLE WASTE (PTY) LTD	Gauteng	445 607 742.27
AUROBINDO PHARMA (PTY) LTD	Gauteng	445 426 998.80
MABOTWANE SECURITY SERVICES	Gauteng	431 462 041.87
VERITAS	Gauteng	420 985 228.65
BLOEMFONTEIN CORRECTIONAL CONTRAC...	Gauteng	408 833 403.10
Total		5 314 642 130.62

Top Ten Commodities- Spend on Black Owned Suppliers



ASSISTING PEOPLE WITH DISABILITIES



national treasury

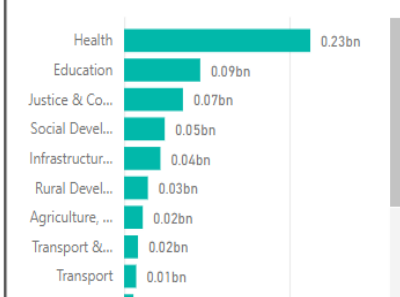
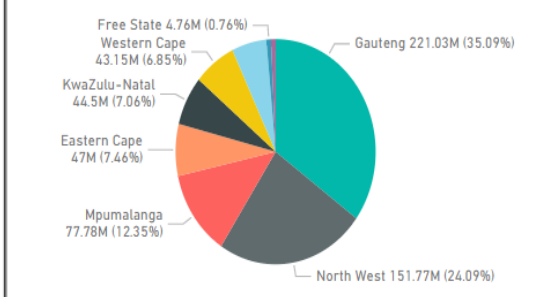
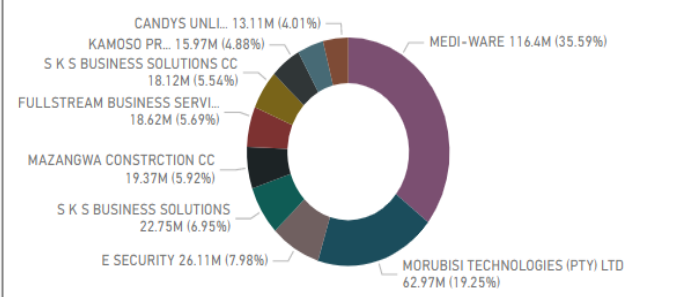
Department:
National Treasury
REPUBLIC OF SOUTH AFRICA

PPPFA PEOPLE WITH DISABILITIES

TOTAL SPEND	TOTAL SPEND ON DISABLED	NUMBER OF SUPPLIERS
227.83bn	662.07M	604

Province All	Fiscal Year 2022	Post Month Year All	Period Quarter All	Department All
-----------------	---------------------	------------------------	-----------------------	-------------------

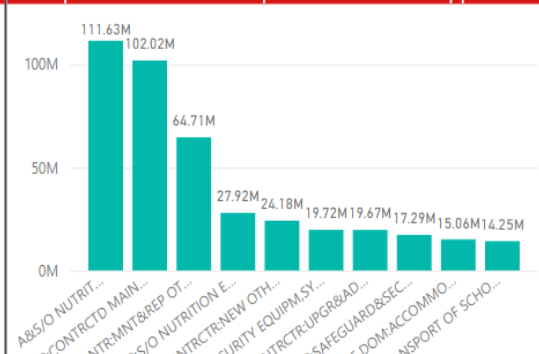
Top Ten Disabled Owned Suppliers	Disabled Owned Suppliers Location Distribution	Total Spend by Provinces on Disabled
----------------------------------	--	--------------------------------------



Location of Top Ten Disabled Owned Suppliers

Supplier Name	Location	Total Spend
MEDI-WARE	North West	116 396 466.99
MORUBISI TECHNOLOGIES (PTY) LTD	Gauteng	62 973 271.71
E SECURITY	Gauteng	26 105 185.42
S K S BUSINESS SOLUTIONS	Mpumalanga	22 748 442.96
MAZANGWA CONSTRUCTION CC	Eastern Cape	19 373 346.99
FULLSTREAM BUSINESS SERVICES	Gauteng	18 616 779.74
S K S BUSINESS SOLUTIONS CC	Mpumalanga	18 115 024.67
KAMOSO PROJECTS	Gauteng	15 974 304.90
IMPENTHANA PROJECTS AND MAINTENAN...	Western Cape	13 677 434.80
CANDYS UNLIMITED COLLECTION		13 113 505.48
Total		327 093 763.66

Top Ten Commodities- Spend on Disabled Suppliers



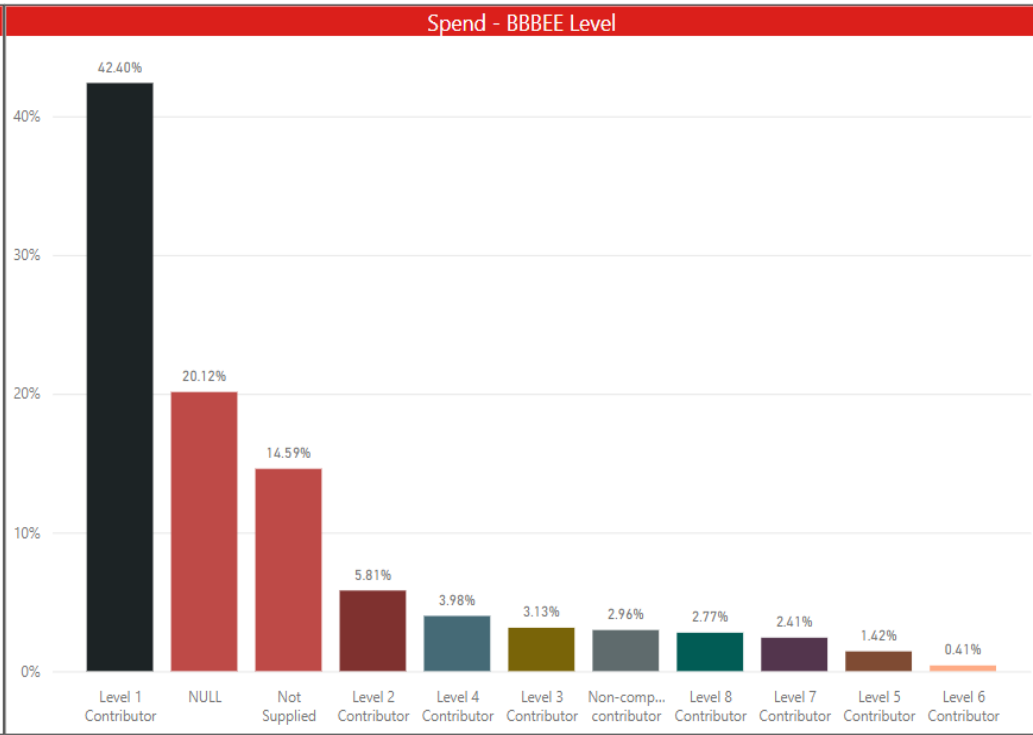
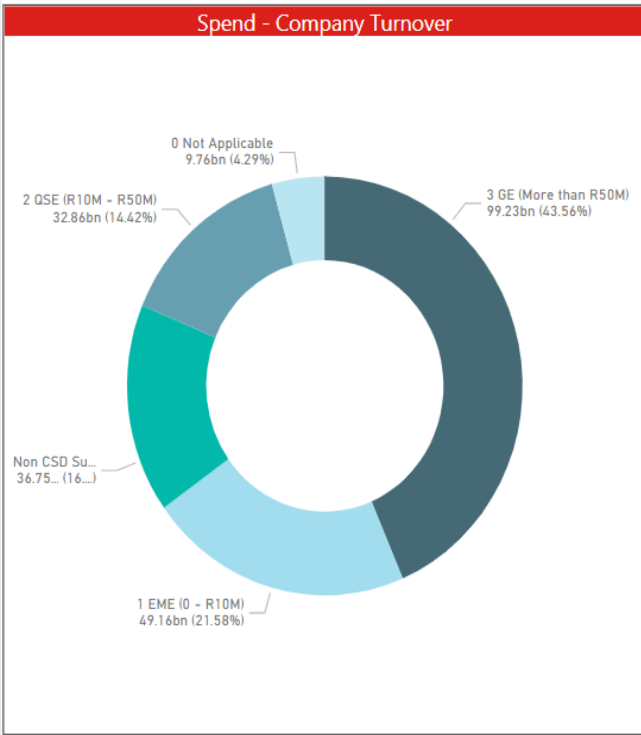
COMPANY SIZE



BBBEE LEVELS & COMPANY TURNOVER

Total Spend
227.83bn

FiscalYear: 2022 | Province: All | Post Month Year: All | Period Quarter: All | Department: All



POTENTIAL CONFLICT OF INTEREST



national treasury

Department:
National Treasury
REPUBLIC OF SOUTH AFRICA

CONFLICT OF INTEREST

Total Spend on Actual Conflict

29.60bn

FiscalYear

2022

Province

All

Post Month Year

All

Period Quarter

All

Department

All

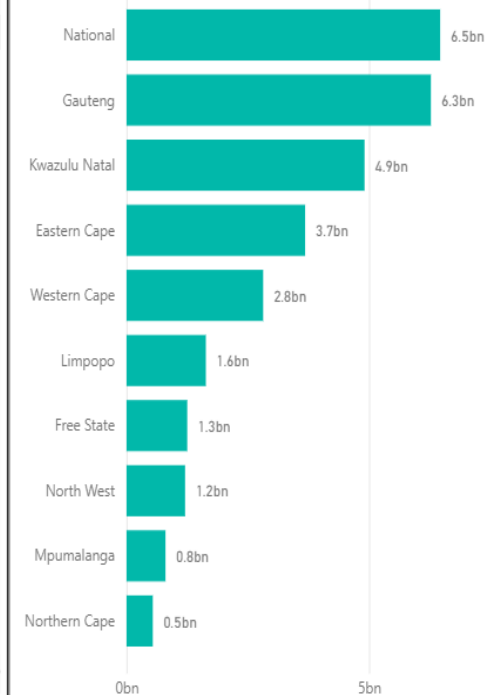
Count of Conflict Interest

2962

Companies with Conflicts

SupplierNumber	Supplier Name	DirectorSurname	DirectorName	Gove...	TotalTransAmount
MAAA1048670		FOLLENTINE	WARREN GRAHAM	True	10 435.00
MAAA0638988	KANYISA PE	DANIELS	BONGIWE BERNADINE	True	91 618.56
MAAA0638988	KANYISA-PE	DANIELS	BONGIWE BERNADINE	True	91 618.56
MAAA0569657	ADELAIDE GYMNASIUM	GESWENDT	PAUL VERNON	True	133 916.48
MAAA0245515	CRADOCK HIGH SCHOOL	GOUWS	ADOLF	True	32 064.90
MAAA0262704	INYATHI HIGH SCHOOL	FATYELA	Thandoxolo	True	201 557.64
MAAA0164268	MIDDELBURG H SCHOOL	STANNARD	MARIAAN	True	19 041.37
MAAA0695928	CREWE PRIMARY SCHOOL	BEEBY	PETER MICHAEL	True	68 629.03
MAAA0340365	MASIXOLE HIGH SCHOOL	Sotyhifa	Thibeka Prudence	True	210 236.99
MAAA0712040	STIRLING HIGH SCHOOL	PRIOR	DOUGLASS HENRY	True	70 149.89
MAAA0523205	BYLETTS COMBINED SCHOOL	YEKO	MONDE	True	139 302.88
MAAA0638988	KHANYISA SPECIAL SCHOOL	DANIELS	BONGIWE BERNADINE	True	100 173.42
MAAA0341992	XOLILE XOLANI TSENGIWE	TSENGIWE	XOLILE XOLANI	True	64 250.96
MAAA0164037	NONYANISO PRIMARY SCHOOL	ZONKE	SIVUYILE	True	117 285.41
MAAA0168843	J A CALATA SECONDARY SCHOOL	VORSTER	Jeanne Blanche	True	253 402.29
MAAA0450543	FORT BEAUFORT PRIMARY SCHOOL	MALAN	DANIEL JACOBUS	True	62 320.38
MAAA0713023	NOSIMO TECHNICAL HIGH SCHOOL	MENYUKU	MELUBAKHO	True	11 469.86
MAAA0238073	MOUNT ARTHUR GIRLS HIGH SCHOOL	MTOLO	VUYISILE CYPRIAN	True	35 486.85
MAAA0815240	QUEEN S COLLEGE BOYS H SCHOOL	VAN DER RYST	JANSE	True	36 247.28
MAAA0408236	E MACEMBE JUNIOR PRIMARY SCHOOL	DONDASHE	FUMANEKILE	True	245 749.87
MAAA0739258	MAGADLA SENIOR SECONDARY SCHOOL	MAJOZI	JUDITH ZININGI	True	132 649.10
MAAA0731673	THOLANG SENIOR SECONDARY SCHOOL	MFUNDA	THEMBISILE CHRISTOPHER	True	334 680.88
MAAA0483541	YOMELELA COMMUNITY SUPPORT ORGANISATION	GCAYIYA	PHATHISWA	True	2 876.22
MAAA0170414	IKAI! GARIB - NC LOCAL MUNICIPALITY	LATEGAN	GILBERT	True	12 494.87
MAAA0338026	IKHEIS LOCAL MUNICIPALITY	WILLEMSE	JOSEF	True	485 600.76
MAAA0458067	*METROPOL HOSPITALS (PTY) LTD	RAMAGWEDE	FHATUWANI MUANANYI	True	7 496 343.78
MAAA0826365	053 NANCY TRADING ENTERPRISE	VAN HEERDEN	ESTELIA REVONIA	True	1 689 383.70
Total					29 601 647 909.70

Total Spend by Province



COMODITY ANALYSIS



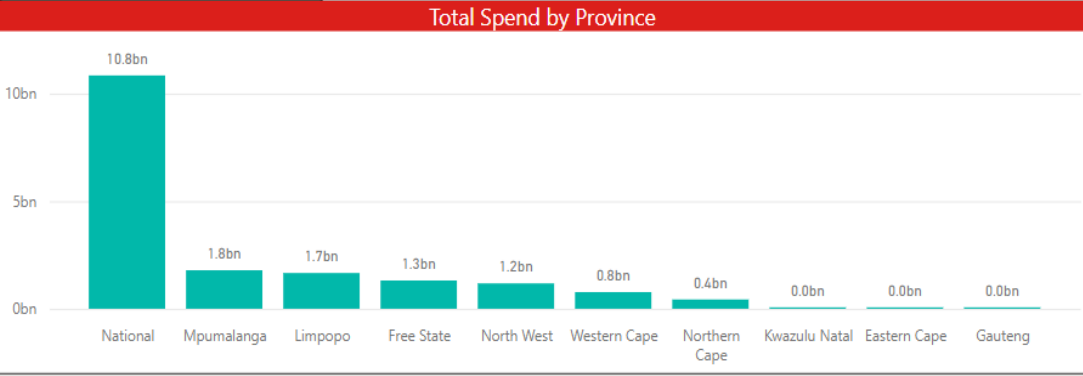
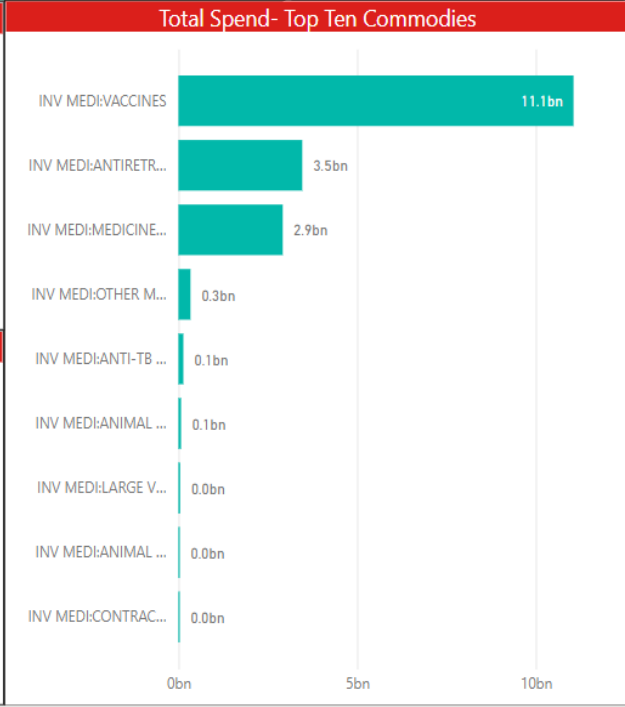
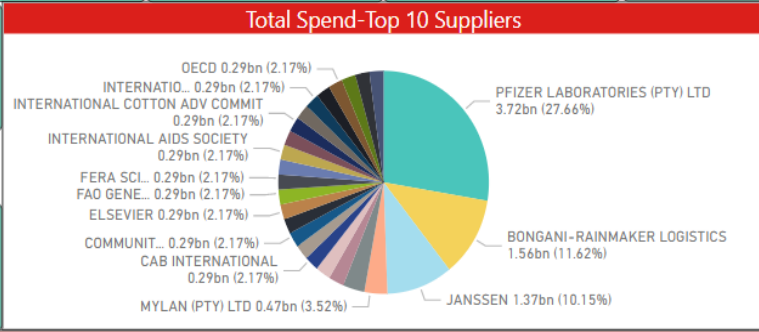
national treasury
 Department:
 National Treasury
 REPUBLIC OF SOUTH AFRICA

SCOA ANALYSIS

Total Spend	18.09bn
Total Number of CSD Suppliers	654
Number of Suppliers Users	727

Fiscal Year	Province	Post Month Year	Period Quarter	Department
2022	All	All	All	All

ItemParentLvl3Descr
All
ItemParentLvl4Descr
INV: MEDICINE



CONCLUSION

- It is all about TRANSPARENCY
- Having access to up to date procurement data enables transparency and greater accountability
- Transparency provisions enable processes and decisions to be monitored and reviewed, helps ensure that decision-makers can be held accountable and also helps open public procurement to more competition